

528 Status Correction - step by step

Step 1 - Voter deregistration

Check if you are registered to vote.

Website: <https://www.elections.org.za/pw/>

If you are registered to vote:

1. Download and complete a voter de-registration form:
<https://thesouthafricanassembly.org/get-your-documents/>
2. Attach a copy of your ID to the form.
3. Take these to your nearest IEC branch.
<https://www.elections.org.za/pw/About-Us/Find-IEC-Local-Office>
4. Ask the IEC officer to sign your form, and take a picture of this.

Step 2 - Complete Forms

You will need to complete electronically and sign in blue ink...

- Universal Declaration
- 2 x Witness Testimony Forms
- Recording cover letter

<https://thesouthafricanassembly.org/get-your-documents/>

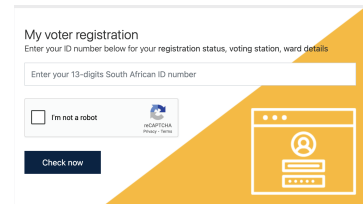

We have the latest document generator on the LRO website (<https://lro-sa.co.za>). Select which documents you want to generate i.e. 528, 928 or full armour which is both sets. Pay for the generation. You will need to fill in the details required and upload your selfie, as this is part of the document pack. Once completed, you will receive a full and correct set of documents with your details in place. These will be word documents, so, should you make a mistake, it can be corrected. You will be ready to sign and complete the rest of the process:-

The cost: R40 for the 528, R50.00 for 928 and R70 for full armour.

You will still need to sign, seal and send all documents yourself.

Should you choose to complete them yourself, here are some tips...

1. Highlight and type over the **Blue type** with your name exactly as indicated. Where it is in uppercase, do the same... lowercase, do the same etc. **Once you are sure your information is correct**, highlight all text and change it to black. (The blue is just an indicator of what you need to complete).
2. You will need 4 different witnesses to complete these forms correctly. You need their Name and Surname and email adress to fill in on the form. You will also need to fill in their relationship to you where applicable.

LRO - Recording Number: _____

Universal Public Declaration of Political Status
Established under International- and National Law

I, as my position and declaration that I was born in this within the borders of country, South Africa, a sovereign state, and that I have never knowingly and willingly departed from my birthright standing. I declare: I am of age, competent, and acting without fear or duress. I declare that to the best of my knowledge and according to Witnesses, I was born on the land and the soil of South Africa on the Day of the month of Month in the year of 2025, and claim no other nationality.

I do claim my divine creation approximately nine months prior to the day I was born and claim my unique DNA from the moment of that creation, together with all other attributes and creations of my mind and body. I do claim my private Given Name Mary Jane Doe™, which is a gift to me, and also claim right of use and trademark and patent as Holder In Due Course over all variations, styles, permutations, orderings, punctuations and derivatives of my Given Name and any other Name associated with me;

I do not accept any foreign emoluments or titles or offices of personhood such as "Mister", "Missus", "Miss" or "Doctor" nor do I voluntarily accept any conferred or assumed obligations of any foreign citizenship or contract; I adopt no political allegiance to any foreign state, country, prince, nation, king, queen, heg, government, or principality existing outside of or within the borders of my country, except that I may move my household and establish my home in any other district.

I am living now in the district known as District and I declare my intention to stay in this physical location and within the borders of this district and to be counted as one of its people.

I hereby scribe my signature as a living being and my thumb print as proof of my unique and permanent identity and I make manifest this Universal Declaration of Political Status on this Day of the month of Month in the year of 2025

by: Mary Jane Doe™
Printed name Autograph and seal: _____

Witnessed by: (a) three living Witnesses or (b) Public Notary:
(a) We are living Witnesses to the Declarant's signature:
Witness 1: (printed name): _____ Autograph: _____
Email: _____
Witness 2: (printed name): _____ Autograph: _____
Email: _____
Witness 3: (printed name): _____ Autograph: _____
Email: _____

(b) Public Notary:
I, a Recording Secretary and International Notarial Witness approved by The Land Recording Office, South Africa hereby affirm that the Declarant has been positively identified, and I have witnessed their autographing of this Universal Public Declaration of Political Status. Established under International- and National Law document on this Day Month Year.

By: _____
Public Notary Printed name 17/06 V01 [Blue]

Admin Code: _____

528 Status Correction - step by step cont.

Step 2 - Complete Forms cont.

- On the 2 x witness testimony forms: Insert your picture into the box provided. (*Select the box, under drawing tools, select fill, with picture, from file... then select your selfie in the correct format - discussed in step 3*).

Make sure your picture looks like the example shown.

- You **cannot** have the same person as witness 1 on both forms or the universal declaration form, they need to rotate... same for witness 2 and 3.

Step 3 - Selfie

You will need to take a selfie picture of yourself, and save it onto your computer. *Select a plain, light- coloured wall. Ensure your hair is away from your face. Center your head in the photo with space around you. Include part of your shoulders. Make sure the picture is clear, no shadows on your face etc.*

Save this picture to upload to the various platforms where requested.

Step 4 - Sign

If you had forms generated on the LRO, you should have your blank forms with all the correct information for you and your 4 x witnesses on them.

Print these in colour, and get your witnesses to sign where need on each form.

Please note: if you or one of your witnesses makes a mistake, please reprint the form in question, and re do it! No forms with alterations of any kind, will be accepted!!!!

You will now print these out, and complete signing in blue ink, and affix your right thumb print to the universal declaration, in red ink, next to your signature as indicated.

Step 5 - Seal

Your right thumb print must have visible ridges on the print...

Some tips: you can use a red marker, or red ink pad (avoid using too much ink). Place a few prints on a clean white piece of paper. Do not press down too hard. (practice makes perfect... before doing the one on the universal declaration.)

You will need to take a photo of a few of these prints together to upload to the various platforms. Take a picture with your phone, in the sun, and crop the picture close to the group of prints.

Witness Testimony Affirming Political Status and Identity

This Witness Testimony verifies the identity of the man/woman shown in this photograph to establish their political status as a South African National or South African State Citizen, depending on their choice. Name and address of wo/man appearing in this photo:

Name: Mary Jane Doe

Address: Print home address

Witness 1: Print Witness name, know the lawful wo/man shown in the photo above by the name shown, and I know of their family and history, sufficient to know that they were born at the time and place shown on the face of the referenced Birth Certificate or shown on the paperwork for correction of his/her political status. My relationship to the Declarant is: Relation to person in the photo. This testimony is true, complete, and correct to the best of my knowledge and I make it under Penalty of Perjury under the Public Law of South Africa.

So affirmed this Day day of Month in the year of 2025.

by: Witness name Autograph: _____
I may be contacted via email: _____


Witnessed by: (a) three living Witnesses or (b) Public Notary:
(a) We are living Witnesses to the Declarant's signature:

Witness 1: (printed name): _____ Autograph: _____
Email: _____

Witness 2: (printed name): _____ Autograph: _____
Email: _____

Witness 3: (printed name): _____ Autograph: _____
Email: _____

(b) Public Notary:
I, a Recording Secretary and International Notarial Witness approved by The Land Recording Office, South Africa hereby affirm that the Declarant has been positively identified, and I have witnessed their autographing of this Universal Public Declaration of Political Status.
Established under International and National Law document.
on this _____ Day _____ Month _____ Year
By: _____
Public Notary Printed name



Name Surname 



